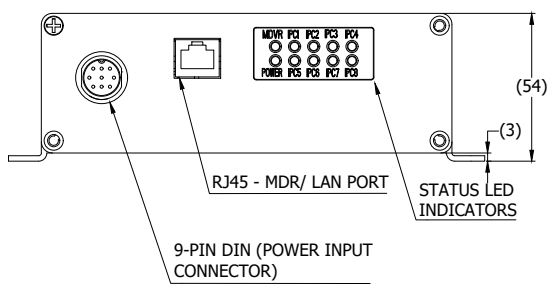
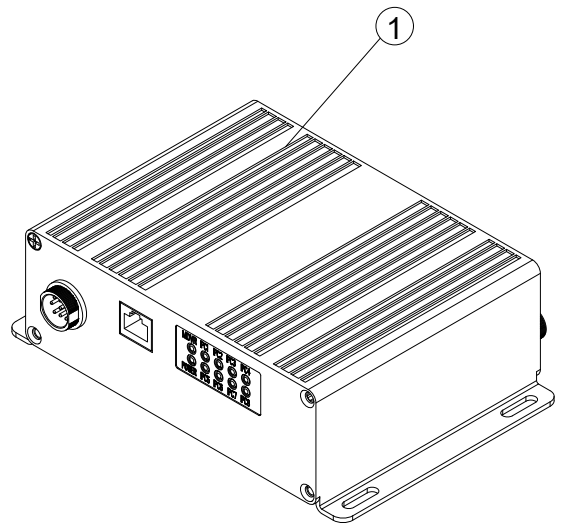
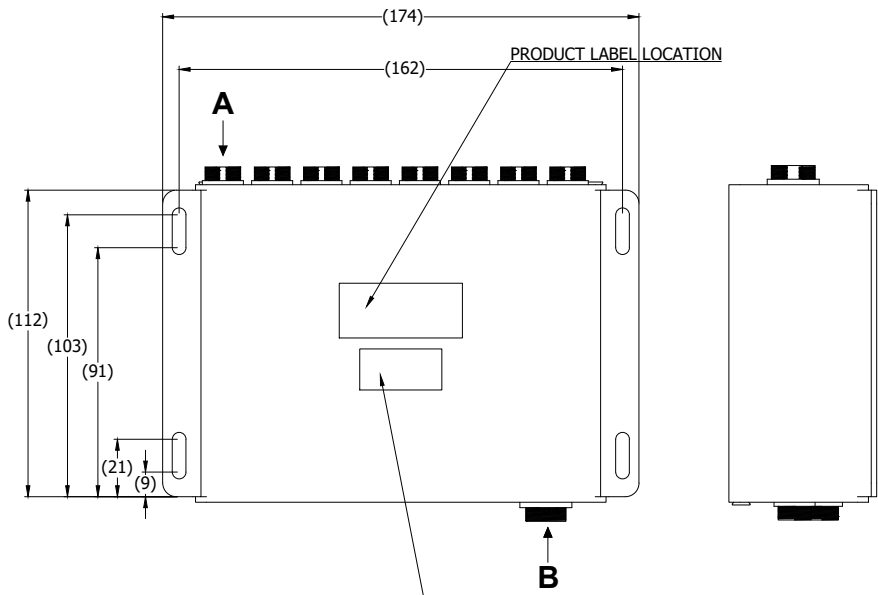
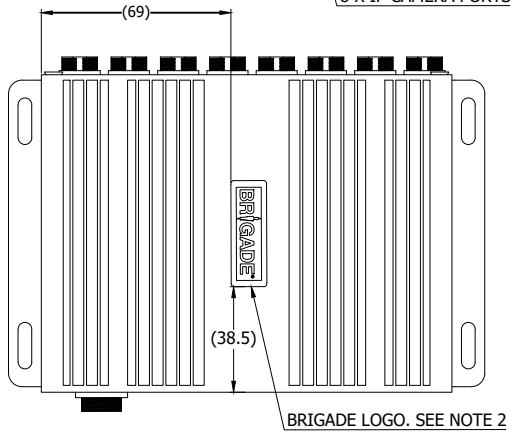
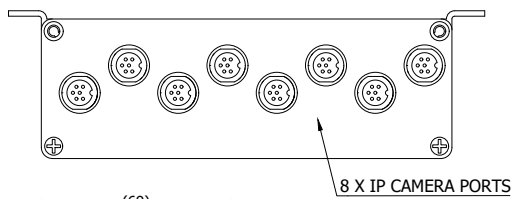
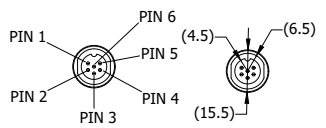


ITEM	PART NUMBER	MODEL NO	QTY	DESCRIPTION
①	5975	IP-EM8-SW	1	MDR - POWER OVER NETWORK SWITCH ONLY - 8 PORTS
②	5865	IP-EC-1	1	CAT5E ETHERNET CABLE - 1 METER (NOT SHOWN)
③	5864	IP-EM-PC	1	MDR-PON POWER CABLE - INCLUDES (NOT SHOWN)



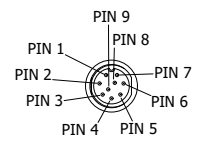
VIEW A (IPC1 - IPC8)



6 PIN MALE MATING FACE

PIN #	DESCRIPTION
1	TX-
2	TX+
3	+12V
4	RX-
5	RX+
6	GND

VIEW B (POWER)



9 PIN MALE MATING FACE

PIN #	DESCRIPTION
1	DC IN+
2	DC IN+
3	-
4	+12V
5	GND
6	DC IN-
7	DC IN-
8	-
9	-

- NOTES:
1. FINISH IS BLACK.
 2. FOR BRIGADE LOGO SEE BRIGADE-SMALL-LOGO STICKER 3813-4526(01.10.05.219)-V1.0.
 3. REFER TO PRODUCT SPECIFICATION FOR PRODUCT SPECIFICATIONS.
 4. FOR LABELING AND AND PACKAGING DETAILS REFER TO MASTER BOM.

PROPRIETARY NOTICE
 THIS DESIGN AND TECHNICAL INFORMATION APPEARING ON THIS DRAWING IS THE PROPERTY OF BRIGADE ELECTRONICS, AND IS DISCLOSED IN CONFIDENCE. IT IS NOT TO BE COPIED, REPRODUCED, REVEALED TO OR EXPROPRIATED BY OTHERS, EITHER IN WHOLE OR IN PART WITHOUT THE EXPRESS WRITTEN CONSENT OF BRIGADE ELECTRONICS.



Assembly PI Approval C. LI	Approved by S. LAVER	Checked by S. ZHANG	Drawn by A. KEBEDE
Angle of Projection 	Units mm	Scale N/A	Released 27/11/2019
Status RELEASED	Part No 5861	Assembly Ref IP-EM8 BE-004266-00-19	